


EXHIBIT C



IN THE CIRCUIT COURT OF PUTNAM COUNTY, WEST VIRGINIA

ZINA G. BIBB, et al.,

*Plaintiffs,*

v.

MONSANTO COMPANY, et al.,

*Defendants.*

CIVIL ACTION NO. 04-C-465  
(Derek C. Swope, Circuit Judge  
(by temporary assignment))

**AFFIDAVIT OF CLASS COUNSEL: BIBB V. MONSANTO**

**In the County of Kanawha**

**State of West Virginia**

Class Counsel in the above captioned matter provides this Affidavit in support of Class Counsel's Motion for Preliminary Approval of Class Settlements. In particular the Affidavit is offered in support of and as justification for an award of legal fees and reimbursement of Class Counsel's costs as provided for in the Motion for Preliminary Approval of Class Settlement.

The undersigned after having first been duly sworn upon his oath deposes and says as follows:

1. That on January 8, 2008, the undersigned and his law firm, The Calwell Practice, PLLC, (hereafter "Class Counsel") were appointed Class Counsel by the Class Certification Order issued by the Court in Bibb v. Monsanto Company, et al, Civil Action Number 04-C-465 pending in the Circuit Court of Putnam County, West Virginia, which provided for the certification of two classes, to-wit: a Medical Monitoring Class and a Property Remediation Class; and

2. That on or about December 17, 2004, Class Counsel filed the above referenced Class Action and since that time has supported the litigation financially through the expenditure of \$7,000,000 in direct case costs (see Exhibit A attached hereto) and through the dedication of a substantial percentage of his firm's overhead as more particularly appears below; and.

3. That during the pendency of the referenced litigation, The Calwell Practice, PLLC employed approximately 30 full-time employees, including salaried lawyers, salaried paralegals, and other support staff and occupied approximately 20,000 square feet of office space located at 500 Randolph Street, Charleston, West Virginia; and,

4. That during the pendency of the referenced litigation the operational overhead costs of The Calwell Practice, PLLC, averaged \$4,000,000 per year. This average was calculated from yearend Total Expense numbers taken from the Firm's Income Statements as follows:

2005 - \$2,936,972.84

2006 - \$3,142,627.66

2007 - \$3,522,000.30

2008 - \$5,056,875.24

2009 - \$5,555,103.57

2010 - \$5,639,730.96

2011 - \$3,733,904.18

The seven year average of these numbers is \$4,226,744.96. During this period the firm received no income from the above referenced litigation.

5. That the average per hour cost over the seven year period of maintaining The Calwell Practice calculated on 2080 hours per year is \$1923.07; and,

6. That during the seven year pendency of the referenced litigation a substantial portion of the Firm's Total Expenses was dedicated to the prosecution and management of the day to day prosecution of the litigation. This substantial investment was made on the risk that in the event of no recovery the Firm would sustain substantial financial losses; and at the further risk that any recovery may not be sufficient to recoup the entirety of the investment; and at the further risk that any recovery would be inadequate to result in a profit on the Firm's investment; and,

7. Initial audit of time records of staff and lawyers recorded during the pendency of the referenced litigation total to date approximately 57,093.60 hours, as retrieved from the Firm's time keeping system. Individual time reports are voluminous and are not attached for that reason, but are available for review. Given the complexity of administering and completing the Settlement and the length of time necessary to bring the Settlement to conclusion it is anticipated substantial additional hours and substantial additional direct case costs will be incurred in addition to the accounting of time and expenses provided herein; and,

8. That the Firm has generated approximately 366 lineal feet of hard copy files in connection with the litigation, and, in addition, has received and reviewed in connection with discovery approximately 118 bankers' boxes of documents. Attached as Exhibit B are photos of a portion of the hard copy documents as well as photos of a portion of the documents boxed and assembled for use at the January 3, 2012 trial; and,

9. That during the pendency of the referenced litigation Class Counsel's firm utilized certain computer software to assist in the management of the information generated in connection with the litigation. Attached as Exhibit C is a summary of the categories of files created and maintained in electronic format and related to the Class Action. The total number of electronic files is approximately 59,658 or 155,713.7 Megabytes (155.713 GB) of data; and,

10. The Defendants have agreed to pay a maximum of \$29,500,000 in fees and reimbursable costs in connection with the Settlement of the Class Actions. Class Counsel has calculated that of that amount fees constitute 18% of the total value of the Settlement and costs total \$7,000,000; and,

11. Based on the foregoing Class Counsel submits that the enormous investment of his Firm in prosecuting the litigation justifies as fair and reasonable an award of the entirety of the fees and costs provided for in the Settlement.


Further the Affiant sayeth naught.

Given under my hand this 18<sup>th</sup> day of February, 2012, in the County and State first above written:

---

Stuart Calwell, Class Counsel and on behalf of The Calwell Practice, PLLC

**EXHIBIT A**



The Calwell Practice PLLC  
Nitro Property Damage & Medical Monitoring  
Expenses Received thru 02/17/2012

Invoice Date	Vendor	Total Invoice Amount
03/26/2004	3TMInternational	2,000.00
04/16/2004	3TMInternational	10,000.00
06/04/2004	3TMInternational	30,250.00
06/11/2004	3TMInternational	17,520.00
08/19/2004	3TMInternational	96,000.00
07/27/2004	3TMInternational	2,250.00
04/29/2005	3TMInternational	-
10/11/2004	3TMInternational	2,432.24
04/27/2005	3TMInternational	25,000.00
04/27/2005	3TMInternational	40,000.00
04/27/2005	3TMInternational	25,000.00
04/27/2005	3TMInternational	40,000.00
04/29/2005	3TMInternational	13,265.79
06/08/2005	3TMInternational	12,000.00
08/09/2005	3TMInternational	40,000.00
08/29/2005	3TMInternational	19,872.81
09/21/2005	3TMInternational	50,000.00
10/11/2005	3TMInternational	50,000.00
12/09/2005	AMEX-3TM Travel	526.96
12/16/2005	3TMInternational	370.00
12/16/2005	AMEX-3TM Travel	344.40
01/10/2006	3TMInternational	1,033.71
01/10/2006	3TMInternational	1,033.71
01/10/2006	3TMInternational	30,000.00
02/08/2006	3TMInternational	4,720.00
04/17/2007	3TMInternational	2,035.00
09/17/2007	3TMInternational	250.00
09/10/2010	3TMInternational	1,000.00
02/02/2007	3TMInternational	2,926.60
02/23/2007	3TMInternational	10,800.00
12/06/2006	3TMInternational	5,815.00
08/16/2007	3TMInternational	1,625.00
06/27/2006	3TMInternational	4,610.36
07/05/2006	3TMInternational	4,827.62
07/18/2006	3TMInternational	858.09
08/16/2006	3TMInternational	399.03
09/20/2006	3TMInternational	61.48
10/03/2006	3TMInternational	3,367.87
10/22/2007	3TMInternational	987.00
02/17/2011	3TMInternational	1,248.00
11/22/2010	3TMInternational	124.20

<b>The Calwell Practice PLLC</b>		
<b>Nitro Property Damage &amp; Medical Monitoring</b>		
<b>Expenses Received thru 02/17/2012</b>		
<b>Invoice</b>		<b>Total</b>
<b>Date</b>	<b>Vendor</b>	<b>Invoice Amount</b>
03/20/2010	A D Sciara Phd	6,600.00
04/22/2010	A D Sciara Phd	300.00
10/26/2010	A D Sciara Phd	5,829.00
09/14/2010	A D Sciara Phd	300.00
10/22/2007	All Florida Court Reporting	987.00
11/19/2010	Analytical Perspectives	8,488.56
11/18/2009	Angela Preston	62.10
11/22/2010	Ann Clayton	124.20
03/31/2008	AMEX-ArnoldSchect-TR;	1,663.13
04/07/2008	ArnoldSchecter, Dr.;	7,000.00
04/07/2008	ArnoldSchecter, Dr.;	138.88
04/07/2008	ArnoldSchecter, Dr.;	50.00
10/24/2008	ArnoldSchecter, Dr.;	3,000.00
07/19/2010	AveryWoodsReportingServiceInc.	603.96
01/31/2005	Axys	51,200.42
06/20/2008	BarryDellinger, Dr.;	13,500.00
06/20/2008	BarryDellinger, Dr.;	
11/21/2008	BienenstockCourtReporting; CourtRep	141.25
05/14/2010	BiolucBV	54,970.14
02/02/2010	BrookshireBarrett&AssociatesLLC;	4,355.00
03/12/2010	BrookshireBarrett&AssociatesLLC;	1,340.00
03/15/2010	BrookshireBarrett&AssociatesLLC;	16,122.50
03/02/2010	BrookshireBarrett&AssociatesLLC;	11,795.00
06/24/2010	BrookshireBarrett&AssociatesLLC;	86.70
07/15/2010	BrookshireBarrett&AssociatesLLC;	6,197.50
01/31/2012	BrookshireBarrett&AssociatesLLC;	6,000.00

**The Calwell Practice PLLC**  
**Nitro Property Damage & Medical Monitoring**  
**Expenses Received thru 02/17/2012**

<b>Invoice Date</b>	<b>Vendor</b>	<b>Total Invoice Amount</b>
10/25/2006	BrookshireBarrett&Associates/M. Brook	6,405.00
01/04/2006	BrookshireBarrett&Associates/M. Brook	2,305.00
01/06/2007	BrookshireBarrett&Associates/M. Brook	3,342.50
01/09/2007	BrookshireBarrett&Associates/M. Brook	5,027.50
04/03/2007	BrookshireBarrett&Associates/M. Brook	812.50
08/23/2007	BrookshireBarrett&Associates/M. Brook	487.50
03/18/2010	CapitolCityReporting;	192.50
03/18/2010	CapitolCityReporting;	493.25
08/02/2010	CapitolCityReporting;	175.00
06/01/2006	CarpenterEnvironmentalAssociates, Inc.	843.89
07/05/2006	CarpenterEnvironmentalAssociates, Inc.	4,339.49
09/01/2006	CarpenterEnvironmentalAssociates, Inc.	2,460.81
10/02/2006	CarpenterEnvironmentalAssociates, Inc.	1,930.62
11/02/2006	CarpenterEnvironmentalAssociates, Inc.	8,616.16
12/01/2006	CarpenterEnvironmentalAssociates, Inc.	46,517.35
01/03/2007	CarpenterEnvironmentalAssociates, Inc.	46,541.01
02/01/2007	CarpenterEnvironmentalAssociates, Inc.	15,622.56
03/01/2007	CarpenterEnvironmentalAssociates, Inc.	30,947.26
04/02/2007	CarpenterEnvironmentalAssociates, Inc.	43,682.81
05/02/2007	CarpenterEnvironmentalAssociates, Inc.	36,963.73
06/04/2007	CarpenterEnvironmentalAssociates, Inc.	20,481.17
07/02/2007	CarpenterEnvironmentalAssociates, Inc.	686.81
08/01/2007	CarpenterEnvironmentalAssociates, Inc.	6,620.08
09/05/2007	CarpenterEnvironmentalAssociates, Inc.	9,820.15
10/01/2007	CarpenterEnvironmentalAssociates, Inc.	2,130.89
10/11/2007	CarpenterEnvironmentalAssociates, Inc.	7,091.35
11/01/2007	CarpenterEnvironmentalAssociates, Inc.	10,292.78
11/08/2007	CarpenterEnvironmentalAssociates, Inc.	1,786.40



**The Calwell Practice PLLC**  
**Nitro Property Damage & Medical Monitoring**  
**Expenses Received thru 02/17/2012**

<b>Invoice</b>		<b>Total</b>
<b>Date</b>	<b>Vendor</b>	<b>Invoice Amount</b>
12/04/2007	CarpenterEnvironmentalAssociates, Inc.	31,133.51
01/02/2008	CarpenterEnvironmentalAssociates, Inc.	25,707.26
02/04/2008	CarpenterEnvironmentalAssociates, Inc.	24,513.29
02/14/2008	CarpenterEnvironmentalAssociates, Inc.	1,813.90
03/03/2008	CarpenterEnvironmentalAssociates, Inc.	29,489.25
04/01/2008	CarpenterEnvironmentalAssociates, Inc.	18,922.20
07/01/2008	CarpenterEnvironmentalAssociates, Inc.	14,499.13
08/01/2008	CarpenterEnvironmentalAssociates, Inc.	18,411.46
05/01/2008	CarpenterEnvironmentalAssociates, Inc.	19,630.66
06/02/2008	CarpenterEnvironmentalAssociates, Inc.	14,466.23
09/02/2008	CarpenterEnvironmentalAssociates, Inc.	24,823.81
09/26/2008	CarpenterEnvironmentalAssociates, Inc.	7,490.60
11/03/2008	CarpenterEnvironmentalAssociates, Inc.	2,829.44
12/01/2008	CarpenterEnvironmentalAssociates, Inc.	8,002.02
01/05/2009	CarpenterEnvironmentalAssociates, Inc.	12,497.17
02/02/2009	CarpenterEnvironmentalAssociates, Inc.	703.13
03/02/2009	CarpenterEnvironmentalAssociates, Inc.	1,769.88
04/02/2009	CarpenterEnvironmentalAssociates, Inc.	5,144.30
05/04/2009	CarpenterEnvironmentalAssociates, Inc.	12,895.03
06/01/2009	CarpenterEnvironmentalAssociates, Inc.	33,725.69
06/01/2009	CarpenterEnvironmentalAssociates, Inc.	
07/01/2009	CarpenterEnvironmentalAssociates, Inc.	23,457.35
08/04/2009	CarpenterEnvironmentalAssociates, Inc.	419.65
09/01/2009	CarpenterEnvironmentalAssociates, Inc.	1,628.45

## The Calwell Practice PLLC

Nitro Property Damage & Medical Monitoring  
Expenses Received thru 02/17/2012

Invoice Date	Vendor	Total Invoice Amount
12/02/2009	CarpenterEnvironmentalAssociates, Inc.	1,789.04
01/04/2010	CarpenterEnvironmentalAssociates, Inc.	325.50
02/03/2010	CarpenterEnvironmentalAssociates, Inc.	45,973.33
03/04/2010	CarpenterEnvironmentalAssociates, Inc.	52,071.59
04/01/2010	CarpenterEnvironmentalAssociates, Inc.	13,396.15
05/04/2010	CarpenterEnvironmentalAssociates, Inc.	20,799.70
06/02/2010	CarpenterEnvironmentalAssociates, Inc.	13,174.24
07/02/2010	CarpenterEnvironmentalAssociates, Inc.	15,180.27
08/02/2010	CarpenterEnvironmentalAssociates, Inc.	9,191.34
09/01/2010	CarpenterEnvironmentalAssociates, Inc.	1,680.71
10/01/2010	CarpenterEnvironmentalAssociates, Inc.	7,070.65
11/02/2010	CarpenterEnvironmentalAssociates, Inc.	2,936.42
12/01/2010	CarpenterEnvironmentalAssociates, Inc.	9,284.75
01/03/2011	CarpenterEnvironmentalAssociates, Inc.	1,085.00
02/03/2011	CarpenterEnvironmentalAssociates, Inc.	404.17
03/02/2011	CarpenterEnvironmentalAssociates, Inc.	5,669.41
04/01/2011	CarpenterEnvironmentalAssociates, Inc.	5,895.83
06/01/2011	CarpenterEnvironmentalAssociates, Inc.	7,876.30
07/01/2011	CarpenterEnvironmentalAssociates, Inc.	8,084.83
08/01/2011	CarpenterEnvironmentalAssociates, Inc.	2,609.04
09/01/2011	CarpenterEnvironmentalAssociates, Inc.	4,638.47
11/17/2011	CarpenterEnvironmentalAssociates, Inc.	21,985.87
12/01/2011	CarpenterEnvironmentalAssociates, Inc.	29,210.59
01/04/2012	CarpenterEnvironmentalAssociates, Inc.	34,978.29
02/02/2012	CarpenterEnvironmentalAssociates, Inc.	32,825.18
03/22/2006	Caplin & Drysdale	31,746.98
01/01/2012	CDA/Thomas Sawyer	8,837.50
01/10/2012	CDA/Thomas Sawyer	6,212.50
01/17/2012	CDA/Thomas Sawyer	8,137.50
01/24/2012	CDA/Thomas Sawyer	6,912.50
01/31/2012	CDA/Thomas Sawyer	1,662.50

**The Calwell Practice PLLC**  
**Nitro Property Damage & Medical Monitoring**  
**Expenses Received thru 02/17/2012**

<b>Invoice Date</b>	<b>Vendor</b>	<b>Total Invoice Amount</b>
06/30/2008	ColumbiaAnalyticalServices;	8,820.00
07/25/2008	ColumbiaAnalyticalServices;	638.00
10/15/2008	ColumbiaAnalyticalServices;	1,764.00
01/01/2005	ConsultoxLimited	5,852.24
09/01/2004	ConsultoxLimited	883.75
10/01/2004	ConsultoxLimited	1,658.75
12/07/2004	ConsultoxLimited	40,727.29
01/04/2008	ConsultoxLimited	
12/01/2006	ConsultoxLimited	3,661.25
06/01/2004	ConsultoxLimited	4,166.25
07/01/2004	ConsultoxLimited	393.65
09/01/2004	ConsultoxLimited	883.75

**The Calwell Practice PLLC  
Nitro Property Damage & Medical Monitoring  
Expenses Received thru 02/17/2012**

<b>Invoice Date</b>	<b>Vendor</b>	<b>Total Invoice Amount</b>
05/17/2011	Crème	4,500.00
06/30/2011	Crème	11,880.00
07/29/2011	Crème	5,400.00
11/30/2006	Currey&Associates	3,000.00
06/09/2010	David O. Carpenter, MD;	434.80
05/15/2000	DisposalSafety, Inc.	1,248.75
06/16/2000	DisposalSafety, Inc.	4,566.95
06/16/2000	DisposalSafety, Inc.	
07/26/2000	DisposalSafety, Inc.	3,096.75
08/17/2000	DisposalSafety, Inc.	950.75
09/21/2000	DisposalSafety, Inc.	3,716.25
10/05/2000	DisposalSafety, Inc.	568.75
11/22/2000	DisposalSafety, Inc.	1,312.50
12/08/2000	DisposalSafety, Inc.	1,197.50
02/13/2001	DisposalSafety, Inc.	58.05
03/19/2001	DisposalSafety, Inc.	4,880.00
04/10/2001	DisposalSafety, Inc.	3,095.00
05/10/2001	DisposalSafety, Inc.	831.25
05/13/2002	DisposalSafety, Inc.	691.33
06/10/2002	DisposalSafety, Inc.	3,226.25
08/15/2003	DisposalSafety, Inc.	2,280.00
01/14/2005	DisposalSafety, Inc.	3,850.00
02/11/2005	DisposalSafety, Inc.	11,552.50
03/11/2005	DisposalSafety, Inc.	291.84
04/08/2005	DisposalSafety, Inc.	110.00
05/06/2005	DisposalSafety, Inc.	55.00

**The Calwell Practice PLLC**  
**Nitro Property Damage & Medical Monitoring**  
**Expenses Received thru 02/17/2012**

<b>Invoice</b>		<b>Total</b>
<b>Date</b>	<b>Vendor</b>	<b>Invoice Amount</b>
01/15/2007	DisposalSafety, Inc.	500.00
02/28/2007	DisposalSafety, Inc.	62.50
05/10/2007	DisposalSafety, Inc.	1,125.00
08/09/2007	DisposalSafety, Inc.	250.00
11/30/2007	DisposalSafety, Inc.	682.50
12/31/2007	DisposalSafety, Inc.	11,238.75
01/31/2008	DisposalSafety, Inc.	11,800.00
03/03/2008	DisposalSafety, Inc.	7,161.77
03/31/2008	DisposalSafety, Inc.	10,950.00
04/30/2008	DisposalSafety, Inc.	100.00
05/31/2008	DisposalSafety, Inc.	1,018.48
07/01/2008	DisposalSafety, Inc.	8,050.00
07/31/2008	DisposalSafety, Inc.	14,200.00
08/13/2008	DisposalSafety, Inc.	67.50
09/05/2008	DisposalSafety, Inc.	20,515.00
10/03/2008	DisposalSafety, Inc.	4,855.00
10/31/2008	DisposalSafety, Inc.	34.85

**The Calwell Practice PLLC**  
**Nitro Property Damage & Medical Monitoring**  
**Expenses Received thru 02/17/2012**

<b>Invoice Date</b>	<b>Vendor</b>	<b>Total Invoice Amount</b>
11/30/2008	DisposalSafety, Inc.	5,100.00
02/03/2009	DisposalSafety, Inc.	6,900.00
03/03/2009	DisposalSafety, Inc.	4,200.00
03/31/2009	DisposalSafety, Inc.	12,020.00
04/30/2009	DisposalSafety, Inc.	8,400.00
05/31/2009	DisposalSafety, Inc.	3,850.00
01/15/2010	DisposalSafety, Inc.	50.00
02/01/2010	DisposalSafety, Inc.	10,700.00
03/01/2010	DisposalSafety, Inc.	4,640.00
03/31/2010	DisposalSafety, Inc.	6,750.00
05/01/2010	DisposalSafety, Inc.	11,699.72
06/01/2010	DisposalSafety, Inc.	15,911.24
07/01/2010	DisposalSafety, Inc.	2,000.00
09/07/2010	DisposalSafety, Inc.	1,250.00
10/07/2010	DisposalSafety, Inc.	700.00
11/04/2010	DisposalSafety, Inc.	1,127.74
07/01/2011	DisposalSafety, Inc.	500.00
09/01/2011	DisposalSafety, Inc.	14,450.00
10/07/2011	DisposalSafety, Inc.	250.00
11/01/2011	DisposalSafety, Inc.	1,050.00
12/15/2011	DisposalSafety, Inc.	5,900.00
01/01/2012	DisposalSafety, Inc.	6,967.50
02/10/2012	DisposalSafety, Inc.	12.28
10/11/2007	Eagle Summit Reporting	1,271.80

<b>The Calwell Practice PLLC</b>		
<b>Nitro Property Damage &amp; Medical Monitoring</b>		
<b>Expenses Received thru 02/17/2012</b>		
<b>Invoice Date</b>	<b>Vendor</b>	<b>Total Invoice Amount</b>
02/11/2010	EconomicGeographicsLLC	5,865.00
03/14/2010	EconomicGeographicsLLC	10,667.50
04/14/2010	EconomicGeographicsLLC	-
04/14/2010	EconomicGeographicsLLC	21,887.50
07/10/2010	EconomicGeographicsLLC	15,725.00
08/16/2010	AMEX-EconomicGe-TR	216.19
10/08/2007	EconomicGeographicsLLC	12,622.50
08/25/2011	EconomicGeographicsLLC	6,715.00
10/08/2007	EconomicGeo-Randy J.	11,672.50
08/15/2008	EconomicGeo-Randy J.	9,869.64
02/12/2009	EconomicGeo-Randy J.	15,480.00
11/22/2011	Flaherty Sensabaugh	7,055.44
12/06/2007	ElanLouis,MD,MSC;	5,208.00
06/12/2008	ElanLouis,MD,MSC;	3,750.00
08/29/2008	ElanLouis,MD,MSC;	1,125.00
10/06/2008	ElanLouis,MD,MSC;	15,125.00
11/24/2008	ElanLouis,MD,MSC;	4,625.00
01/26/2010	ElanLouis,MD,MSC;	3,125.00

<b>The Calwell Practice PLLC</b>		
<b>Nitro Property Damage &amp; Medical Monitoring</b>		
<b>Expenses Received thru 02/17/2012</b>		
<b>Invoice Date</b>	<b>Vendor</b>	<b>Total Invoice Amount</b>
12/20/2005	EngineeringPerfection	7,140.00
02/03/2006	EngineeringPerfection	7,640.00
05/21/2008	EngineeringPerfection	480.00
05/27/2011	EngineeringPerfection	1,280.00
11/01/2007	ForensicManagementAssociatesInc.	5,250.00
12/03/2007	ForensicManagementAssociatesInc.	3,900.00
12/30/2010	FortMyersCourtReportingCompany	630.40
05/18/2006	Research FoundationofSUNY	8,463.75
12/29/2005	Research FoundationofSUNY	15,800.00
01/05/2007	Research FoundationofSUNY	5,200.00
07/03/2007	Research FoundationofSUNY	5,200.00
12/28/2007	Research FoundationofSUNY	5,000.00
12/28/2009	Research FoundationofSUNY	5,200.00
06/09/2010	Research FoundationofSUNY	17,400.00
01/31/2012	Research FoundationofSUNY	18,200.00
02/10/2012	Research FoundationofSUNY	5,600.00
06/26/2005	GarrettReportingService	99.75
02/26/2007	GarrettReportingService	150.75
02/27/2007	GarrettReportingService	138.25
02/26/2007	GarrettReportingService	103.50
03/11/2007	GarrettReportingService	195.00
03/18/2007	GarrettReportingService	309.75
03/20/2007	GarrettReportingService	225.75
03/19/2007	GarrettReportingService	86.50



<b>The Calwell Practice PLLC</b>		
<b>Nitro Property Damage &amp; Medical Monitoring</b>		
<b>Expenses Received thru 02/17/2012</b>		
<b>Invoice</b>		<b>Total</b>
<b>Date</b>	<b>Vendor</b>	<b>Invoice Amount</b>
03/20/2007	GarrettReportingService	107.00
03/26/2007	GarrettReportingService	164.25
04/01/2007	GarrettReportingService	72.75
03/30/2007	GarrettReportingService	69.25
04/18/2007	GarrettReportingService	329.00
11/06/2008	GarrettReportingService	99.75
03/05/2007	GarrettReportingService	372.75
03/05/2007	GarrettReportingService	316.75
03/07/2007	GarrettReportingService	81.50
03/09/2007	GarrettReportingService	490.00
03/09/2007	GarrettReportingService	455.00
03/14/2007	GarrettReportingService	129.75
03/15/2007	GarrettReportingService	187.25
03/15/2007	GarrettReportingService	191.50
03/17/2007	GarrettReportingService	110.50
03/19/2007	GarrettReportingService	156.00

The Calwell Practice PLLC		
Nitro Property Damage & Medical Monitoring		
Expenses Received thru 02/17/2012		
Invoice		Total
Date	Vendor	Invoice Amount
03/20/2007	GarrettReportingService	402.50
03/21/2007	GarrettReportingService	184.50
04/01/2007	GarrettReportingService	175.25
04/02/2007	GarrettReportingService	164.50
05/29/2007	GarrettReportingService	103.25
05/22/2009	GeorgeC.Flowers,PhD	16,135.32
07/31/2009	GeorgeC.Flowers,PhD	2,850.00
08/31/2009	GeorgeC.Flowers,PhD	3,900.00
10/12/2009	GeorgeC.Flowers,PhD	5,843.54
10/31/2009	GeorgeC.Flowers,PhD	5,925.00
04/20/2009	GeorgeC.Flowers,PhD	7,725.00
07/01/2009	GeorgeC.Flowers,PhD	7,875.00
11/30/2009	GeorgeC.Flowers,PhD	9,750.00
02/09/2010	GeorgeC.Flowers,PhD	1,050.00
03/17/2010	GeorgeC.Flowers,PhD	1,875.00
04/28/2010	AMEX-GeorgeC.Flo-TR	210.59
04/30/2010	GeorgeC.Flowers,PhD	13,070.19
05/11/2009	GeorgeC.Flowers,PhD	1,200.00
02/15/2011	GeorgeC.Flowers,PhD	650.00
01/31/2011	GeorgeC.Flowers,PhD	812.50
07/06/2011	GeorgeC.Flowers,PhD	2,031.25
08/29/2011	GeorgeC.Flowers,PhD	4,449.44
12/20/2011	GeorgeC.Flowers,PhD	7,496.25
02/10/2012	GeorgeC.Flowers,PhD	8,638.50

<b>The Calwell Practice PLLC</b>		
<b>Nitro Property Damage &amp; Medical Monitoring</b>		
<b>Expenses Received thru 02/17/2012</b>		
<b>Invoice Date</b>	<b>Vendor</b>	<b>Total Invoice Amount</b>
06/16/2006	GreenfieldAdvisors	6,176.98
07/20/2006	GreenfieldAdvisors	1,280.00
08/21/2006	GreenfieldAdvisors	1,237.50
09/21/2006	GreenfieldAdvisors	793.50
12/21/2006	GreenfieldAdvisors	5,879.10
03/12/2007	GreenfieldAdvisors	241.29
04/16/2007	GreenfieldAdvisors	3,063.86
05/16/2007	GreenfieldAdvisors	37,301.85
09/17/2007	GreenfieldAdvisors	28,101.05
10/12/2007	GreenfieldAdvisors	44,401.87
10/12/2007	GreenfieldAdvisors	6,600.00
11/17/2007	GreenfieldAdvisors	12,092.00
12/14/2007	GreenfieldAdvisors	16,925.72
06/15/2007	GreenfieldAdvisors	5,003.20
01/14/2008	GreenfieldAdvisors	2,300.55
01/15/2008	H.M.McNair,Dr.;	4,166.00
12/21/2004	Hilsoft, Inc.	23,021.62
07/18/2005	Hilsoft, Inc.	2,107.50
10/07/2005	Hilsoft, Inc.	3,094.31

<b>The Calwell Practice PLLC</b>		
<b>Nitro Property Damage &amp; Medical Monitoring</b>		
<b>Expenses Received thru 02/17/2012</b>		
<u>Invoice</u>		<u>Total</u>
<u>Date</u>	<u>Vendor</u>	<u>Invoice Amount</u>
12/29/2006	Hilsoft, Inc.	510.71
01/31/2007	Hilsoft, Inc.	2,697.65
02/28/2007	Hilsoft, Inc.	512.42
01/31/2008	Hilsoft, Inc.	23,280.01
02/29/2008	Hilsoft, Inc.	16,881.06
03/31/2008	Hilsoft, Inc.	9,964.12
04/30/2008	Hilsoft, Inc.	448.39
06/30/2008	Hilsoft, Inc.	3,647.50
07/22/2008	Hilsoft, Inc.	9,002.50
08/29/2008	Hilsoft, Inc.	33,496.90
04/12/2011	HunterandGeist	1,622.15
04/12/2011	HunterandGeist	2,085.45
08/10/2006	JamesDahlgren,MD	340.00
10/16/2006	JamesDahlgren,MD	42.50
07/12/2007	JamesDahlgren,MD	116.25
01/31/2006	JamesDahlgren,MD	2,898.75
01/12/2006	JamesDahlgren,MD	6,018.75
12/20/2005	JamesDahlgren,MD	15,918.50
02/01/2006	JamesDahlgren,MD	2,528.75
02/28/2006	JamesDahlgren,MD	552.50
04/14/2010	JamesR. Olson, Ph.D.	9,562.30
04/14/2010	JamesR. Olson, Ph.D.	
07/24/2008	JamesR. Olson, Ph.D.	2,312.50
09/27/2008	JamesR. Olson, Ph.D.	1,187.50
11/21/2008	JamesR. Olson, Ph.D.	437.50
06/07/2011	JamesR.Roberts,MD	450.00

<b>The Calwell Practice PLLC</b>		
<b>Nitro Property Damage &amp; Medical Monitoring</b>		
<b>Expenses Received thru 02/17/2012</b>		
<b>Invoice Date</b>	<b>Vendor</b>	<b>Total Invoice Amount</b>
08/29/2006	Johnny Jackson & Associates	217.55
08/29/2006	Johnny Jackson & Associates	1,167.84
08/29/2006	Johnny Jackson & Associates	310.94
08/29/2006	Johnny Jackson & Associates	586.84
08/29/2006	Johnny Jackson & Associates	526.95
09/19/2006	Johnny Jackson & Associates	542.45
09/19/2006	Johnny Jackson & Associates	164.45
09/19/2006	Johnny Jackson & Associates	185.25
10/04/2006	Johnny Jackson & Associates	187.10
10/04/2006	Johnny Jackson & Associates	202.85
10/20/2006	Johnny Jackson & Associates	620.00
10/27/2006	Johnny Jackson & Associates	177.55
11/01/2006	Johnny Jackson & Associates	242.55
11/01/2006	Johnny Jackson & Associates	1,496.55
11/01/2006	Johnny Jackson & Associates	82.10
11/01/2006	Johnny Jackson & Associates	219.00
11/02/2006	Johnny Jackson & Associates	248.20
11/06/2006	Johnny Jackson & Associates	115.40
11/21/2006	Johnny Jackson & Associates	192.80

<b>The Calwell Practice PLLC</b>		
<b>Nitro Property Damage &amp; Medical Monitoring</b>		
<b>Expenses Received thru 02/17/2012</b>		
<b>Invoice</b>		<b>Total</b>
<b>Date</b>	<b>Vendor</b>	<b>Invoice Amount</b>
11/21/2006	Johnny Jackson & Associates	106.05
11/30/2006	Johnny Jackson & Associates	224.00
11/30/2006	Johnny Jackson & Associates	181.75
11/30/2006	Johnny Jackson & Associates	281.65
11/30/2006	Johnny Jackson & Associates	172.00
12/12/2006	Johnny Jackson & Associates	204.75
12/29/2006	Johnny Jackson & Associates	233.75
12/29/2006	Johnny Jackson & Associates	314.25
03/09/2007	Johnny Jackson & Associates	418.20
03/09/2007	Johnny Jackson & Associates	403.20
03/09/2007	Johnny Jackson & Associates	390.20
03/20/2007	Johnny Jackson & Associates	59.15
03/23/2007	Johnny Jackson & Associates	524.40
03/23/2007	Johnny Jackson & Associates	590.00
04/18/2007	Johnny Jackson & Associates	309.95
04/18/2007	Johnny Jackson & Associates	392.55
04/18/2007	Johnny Jackson & Associates	474.15
04/18/2007	Johnny Jackson & Associates	372.35
04/19/2007	Johnny Jackson & Associates	187.50
05/01/2007	Johnny Jackson & Associates	243.00
05/02/2007	Johnny Jackson & Associates	167.75
05/02/2007	Johnny Jackson & Associates	176.60
05/02/2007	Johnny Jackson & Associates	212.90
05/07/2007	Johnny Jackson & Associates	306.80
05/14/2007	Johnny Jackson & Associates	169.50
05/14/2007	Johnny Jackson & Associates	242.70
06/06/2007	Johnny Jackson & Associates	137.70
07/10/2007	Johnny Jackson & Associates	240.10
08/15/2007	Johnny Jackson & Associates	695.05
08/20/2007	Johnny Jackson & Associates	235.95
08/21/2007	Johnny Jackson & Associates	678.25
08/22/2007	Johnny Jackson & Associates	511.80
08/23/2007	Johnny Jackson & Associates	434.10
08/23/2007	Johnny Jackson & Associates	556.50
08/23/2007	Johnny Jackson & Associates	643.75
08/23/2007	Johnny Jackson & Associates	70.65
08/27/2007	Johnny Jackson & Associates	213.05
08/28/2007	Johnny Jackson & Associates	112.10
09/04/2007	Johnny Jackson & Associates	847.50
09/05/2007	Johnny Jackson & Associates	154.30
09/05/2007	Johnny Jackson & Associates	120.90
09/05/2007	Johnny Jackson & Associates	192.30
09/06/2007	Johnny Jackson & Associates	127.10

**The Calwell Practice PLLC**  
**Nitro Property Damage & Medical Monitoring**  
**Expenses Received thru 02/17/2012**

<u>Invoice</u>		<u>Total</u>
<u>Date</u>	<u>Vendor</u>	<u>Invoice Amount</u>
09/14/2007	Johnny Jackson & Associates	944.50
09/17/2007	Johnny Jackson & Associates	274.45
09/24/2007	Johnny Jackson & Associates	1,203.25
10/08/2007	Johnny Jackson & Associates	668.75
10/08/2007	Johnny Jackson & Associates	1,326.00
01/22/2008	Johnny Jackson & Associates	506.25
01/29/2008	Johnny Jackson & Associates	680.00
02/26/2008	Johnny Jackson & Associates	324.85
02/26/2008	Johnny Jackson & Associates	461.00
03/06/2008	Johnny Jackson & Associates	552.35
04/04/2008	Johnny Jackson & Associates	127.15
04/23/2008	Johnny Jackson & Associates	412.10
05/05/2008	Johnny Jackson & Associates	137.75
05/05/2008	Johnny Jackson & Associates	137.75
05/21/2008	Johnny Jackson & Associates	538.55
05/29/2008	Johnny Jackson & Associates	167.06
05/29/2008	Johnny Jackson & Associates	193.32
05/29/2008	Johnny Jackson & Associates	85.82
04/08/2009	Johnny Jackson & Associates	232.10
08/28/2009	Johnny Jackson & Associates	251.95
04/09/2010	Johnny Jackson & Associates	192.00
04/09/2010	Johnny Jackson & Associates	444.70
04/12/2010	Johnny Jackson & Associates	312.15
04/12/2010	Johnny Jackson & Associates	603.60
04/12/2010	Johnny Jackson & Associates	603.60
04/21/2010	Johnny Jackson & Associates	380.05
04/21/2010	Johnny Jackson & Associates	586.95
04/21/2010	Johnny Jackson & Associates	380.05
04/21/2010	Johnny Jackson & Associates	548.55
04/28/2010	Johnny Jackson & Associates	556.10
04/29/2010	Johnny Jackson & Associates	452.65
05/06/2010	Johnny Jackson & Associates	578.95
05/06/2010	Johnny Jackson & Associates	633.10
05/11/2010	Johnny Jackson & Associates	487.40
06/02/2010	Johnny Jackson & Associates	570.25
06/02/2010	Johnny Jackson & Associates	575.60
06/02/2010	Johnny Jackson & Associates	638.20
06/02/2010	Johnny Jackson & Associates	638.20
06/02/2010	Johnny Jackson & Associates	570.25
06/02/2010	Johnny Jackson & Associates	575.60
07/02/2010	Johnny Jackson & Associates	227.65
07/02/2010	Johnny Jackson & Associates	828.65
07/02/2010	Johnny Jackson & Associates	518.15
07/02/2010	Johnny Jackson & Associates	227.65

**The Calwell Practice PLLC**  
**Nitro Property Damage & Medical Monitoring**  
**Expenses Received thru 02/17/2012**

<b>Invoice Date</b>	<b>Vendor</b>	<b>Total Invoice Amount</b>
07/23/2010	Johnny Jackson & Associates	226.50
07/23/2010	Johnny Jackson & Associates	296.45
07/23/2010	Johnny Jackson & Associates	81.00
07/23/2010	Johnny Jackson & Associates	537.38
08/19/2010	Johnny Jackson & Associates	299.45
08/19/2010	Johnny Jackson & Associates	284.45
09/28/2010	Johnny Jackson & Associates	488.90
09/28/2010	Johnny Jackson & Associates	662.65
09/28/2010	Johnny Jackson & Associates	1,059.80
09/28/2010	Johnny Jackson & Associates	512.40
09/30/2010	Johnny Jackson & Associates	531.00
10/08/2010	Johnny Jackson & Associates	1,050.00
10/14/2010	Johnny Jackson & Associates	813.35
10/14/2010	Johnny Jackson & Associates	736.75
10/14/2010	Johnny Jackson & Associates	393.50
10/15/2010	Johnny Jackson & Associates	521.90
10/22/2010	Johnny Jackson & Associates	290.35
10/26/2010	Johnny Jackson & Associates	1,025.30
10/28/2010	Johnny Jackson & Associates	290.35
12/21/2010	Johnny Jackson & Associates	952.50
12/21/2010	Johnny Jackson & Associates	462.75
12/22/2010	Johnny Jackson & Associates	340.85
12/22/2010	Johnny Jackson & Associates	175.55
02/04/2011	Johnny Jackson & Associates	877.45
02/04/2011	Johnny Jackson & Associates	420.85
02/14/2011	Johnny Jackson & Associates	591.40
02/14/2011	Johnny Jackson & Associates	275.45
02/24/2011	Johnny Jackson & Associates	570.75
02/24/2011	Johnny Jackson & Associates	266.50
03/01/2011	Johnny Jackson & Associates	631.30



**The Calwell Practice PLLC**  
**Nitro Property Damage & Medical Monitoring**  
**Expenses Received thru 02/17/2012**

<b>Invoice</b>		<b>Total</b>
<b>Date</b>	<b>Vendor</b>	<b>Invoice Amount</b>
03/01/2011	Johnny Jackson & Associates	293.90
03/09/2011	Johnny Jackson & Associates	997.15
03/09/2011	Johnny Jackson & Associates	499.95
04/06/2011	Johnny Jackson & Associates	726.65
04/06/2011	Johnny Jackson & Associates	1,007.65
04/06/2011	Johnny Jackson & Associates	1,100.85
04/06/2011	Johnny Jackson & Associates	1,120.45
04/06/2011	Johnny Jackson & Associates	559.30
04/06/2011	Johnny Jackson & Associates	629.60
04/06/2011	Johnny Jackson & Associates	501.20
04/06/2011	Johnny Jackson & Associates	371.20
05/05/2011	Johnny Jackson & Associates	2,087.95
05/05/2011	Johnny Jackson & Associates	1,223.60
01/04/2012	Johnny Jackson & Associates	584.40
01/04/2012	Johnny Jackson & Associates	457.50
01/09/2012	Johnny Jackson & Associates	205.00
01/19/2012	Johnny Jackson & Associates	121.67
01/19/2012	Johnny Jackson & Associates	41.67
01/19/2012	Johnny Jackson & Associates	121.66

**The Calwell Practice PLLC**  
**Nitro Property Damage & Medical Monitoring**  
**Expenses Received thru 02/17/2012**

<u>Invoice</u>		<u>Total</u>
<u>Date</u>	<u>Vendor</u>	<u>Invoice Amount</u>
03/26/2001	JudithGreene,RPR	67.90
08/17/2001	JudithGreene,RPR	138.60
05/23/2006	JudithGreene,RPR	43.00
07/12/2006	JudithGreene,RPR	54.00
01/11/2007	JudithGreene,RPR	196.35
03/09/2007	JudithGreene,RPR	8.00
03/29/2007	JudithGreene,RPR	51.00
07/16/2007	JudithGreene,RPR	44.00
10/02/2007	JudithGreene,RPR	47.00
11/15/2007	JudithGreene,RPR	84.00
04/08/2008	JudithGreene,RPR	37.00
04/08/2008	JudithGreene,RPR	37.00
06/20/2008	JudithGreene,RPR	30.00
08/15/2008	JudithGreene,RPR	26.00
09/04/2008	JudithGreene,RPR	29.00
09/04/2008	JudithGreene,RPR	128.00
10/23/2008	JudithGreene,RPR	36.00
10/23/2008	JudithGreene,RPR	36.00
11/14/2008	JudithGreene,RPR	43.00
02/05/2009	JudithGreene,RPR	32.00
03/31/2009	JudithGreene,RPR	42.00
03/31/2009	JudithGreene,RPR	42.00
04/09/2009	JudithGreene,RPR	34.00
04/24/2009	JudithGreene,RPR	74.00
05/01/2009	JudithGreene,RPR	74.00
09/03/2009	JudithGreene,RPR	28.00
09/03/2009	JudithGreene,RPR	28.00
09/24/2009	JudithGreene,RPR	30.00
09/24/2009	JudithGreene,RPR	30.00
12/04/2009	JudithGreene,RPR	25.00
12/28/2009	JudithGreene,RPR	11.00
05/14/2010	JudithGreene,RPR	23.00
06/28/2010	JudithGreene,RPR	69.00
06/28/2010	JudithGreene,RPR	69.00
08/06/2010	JudithGreene,RPR	122.00

**The Calwell Practice PLLC**  
**Nitro Property Damage & Medical Monitoring**  
**Expenses Received thru 02/17/2012**

<b>Invoice</b>		<b>Total</b>
<b>Date</b>	<b>Vendor</b>	<b>Invoice Amount</b>
08/06/2010	JudithGreene,RPR	122.00
08/24/2010	JudithGreene,RPR	105.00
09/09/2010	JudithGreene,RPR	47.00
09/09/2010	JudithGreene,RPR	47.00
11/08/2010	JudithGreene,RPR	47.00
12/23/2010	JudithGreene,RPR	32.00
12/23/2010	JudithGreene,RPR	32.00
12/29/2010	JudithGreene,RPR	32.00
02/02/2011	JudithGreene,RPR	14.00
02/02/2011	JudithGreene,RPR	14.00
02/22/2011	JudithGreene,RPR	41.00
02/22/2011	JudithGreene,RPR	41.00
03/01/2011	JudithGreene,RPR	26.00
03/01/2011	JudithGreene,RPR	26.00
03/24/2011	JudithGreene,RPR	17.00
03/24/2011	JudithGreene,RPR	17.00
04/12/2011	JudithGreene,RPR	18.00
04/12/2011	JudithGreene,RPR	18.00

<b>The Calwell Practice PLLC</b>		
<b>Nitro Property Damage &amp; Medical Monitoring</b>		
<b>Expenses Received thru 02/17/2012</b>		
<b>Invoice Date</b>	<b>Vendor</b>	<b>Total Invoice Amount</b>
04/26/2011	JudithGreene,RPR	59.00
04/26/2011	JudithGreene,RPR	59.00
05/19/2011	JudithGreene,RPR	491.00
06/08/2011	JudithGreene,RPR	421.00
06/17/2011	JudithGreene,RPR	59.00
07/26/2011	JudithGreene,RPR	60.00
08/04/2011	JudithGreene,RPR	66.00
08/23/2011	JudithGreene,RPR	84.00
08/24/2011	JudithGreene,RPR	101.00
11/17/2011	JudithGreene,RPR	45.00
12/08/2011	JudithGreene,RPR	223.00
12/12/2011	JudithGreene,RPR	187.00
12/20/2011	JudithGreene,RPR	469.00
01/23/2012	JudithGreene,RPR	1,108.00
01/27/2012	JudithGreene,RPR	127.00
10/30/2007	KathyDavis	1,167.00
03/29/2007	KathyDavis	55.00
11/15/2007	KathyDavis	385.00
03/05/2010	KathyDavis	57.00
03/05/2010	KathyDavis	57.00
05/19/2011	KathyDavis	491.00
06/08/2011	KathyDavis	246.00
08/16/2011	KathyDavis	30.80
08/23/2011	KathyDavis	84.00
11/17/2011	KathyDavis	45.00
12/08/2011	KathyDavis	223.00
12/12/2011	KathyDavis	187.00
12/20/2011	KathyDavis	469.00
12/21/2011	KathyDavis	18.00
01/12/2012	KathyDavis	664.00
01/18/2012	KathyDavis	910.00
01/25/2012	KathyDavis	147.00
08/19/2011	KATZ Consulting Group	15,000.00
10/06/2011	KATZ Consulting Group	10,000.00
01/19/2012	KATZ Consulting Group	15,000.00
02/03/2012	KATZ Consulting Group	3,194.04
02/13/2012	KATZ Consulting Group	10,467.50

<b>The Caiwell Practice PLLC</b>		
<b>Nitro Property Damage &amp; Medical Monitoring</b>		
<b>Expenses Received thru 02/17/2012</b>		
<b>Invoice Date</b>	<b>Vendor</b>	<b>Total Invoice Amount</b>
04/05/2006	Lake Shore Reporting	1,067.05
05/03/2006	Lake Shore Reporting	1,380.20
09/30/2010	Rust/KinsellaMedia;	73,628.83
04/02/2010	Rust/KinsellaMedia;	8,356.25
05/03/2010	Rust/KinsellaMedia;	13,543.75
06/01/2010	Rust/KinsellaMedia;	9,175.00
07/07/2010	Rust/KinsellaMedia;	2,287.50
07/30/2010	Rust/KinsellaMedia;	398,073.38
08/02/2010	Rust/KinsellaMedia;	2,687.50
09/07/2010	Rust/KinsellaMedia;	3,187.50
10/19/2010	Rust/KinsellaMedia;	5,199.65
10/27/2010	Rust/KinsellaMedia;	1,300.00
11/16/2010	Rust/KinsellaMedia;	37,379.90
01/03/2011	Rust/KinsellaMedia;	150.00
01/05/2011	Rust/KinsellaMedia;	8,978.07
01/28/2011	Rust/KinsellaMedia;	1,190.15
03/03/2011	Rust/KinsellaMedia;	1,626.07
03/31/2011	Rust/KinsellaMedia;	443.97
11/17/2011	Rust/KinsellaMedia;	5,250.00
10/03/2005	LawOfficesofDouglasTabachnik	399.37
10/03/2005	LawOfficesofDouglasTabachnik	399.37
03/03/2006	LawOfficesofDouglasTabachnik	274.84
03/03/2006	LawOfficesofDouglasTabachnik	274.84

<b>The Calwell Practice PLLC</b>		
<b>Nitro Property Damage &amp; Medical Monitoring</b>		
<b>Expenses Received thru 02/17/2012</b>		
<b>Invoice Date</b>	<b>Vendor</b>	<b>Total Invoice Amount</b>
06/01/2006	LawOfficesofDouglasTabachnik	511.02
06/01/2006	LawOfficesofDouglasTabachnik	511.02
08/02/2006	LawOfficesofDouglasTabachnik	225.34
08/02/2006	LawOfficesofDouglasTabachnik	217.96
07/03/2006	LawOfficesofDouglasTabachnik	622.17
07/03/2006	LawOfficesofDouglasTabachnik	622.17
09/01/2006	LawOfficesofDouglasTabachnik	61.06
09/01/2006	LawOfficesofDouglasTabachnik	53.68
10/07/2006	LawOfficesofDouglasTabachnik	111.29
10/07/2006	LawOfficesofDouglasTabachnik	87.97
09/12/2007	LawOfficesofDouglasTabachnik	823.41
09/12/2007	LawOfficesofDouglasTabachnik	823.41
01/15/2008	LawOfficesofDouglasTabachnik	367.38
05/13/2008	LawOfficesofDouglasTabachnik	1,643.45
07/02/2008	LawOfficesofDouglasTabachnik	223.82
11/03/2008	LawOfficesofDouglasTabachnik	1,401.65
05/05/2009	LawOfficesofDouglasTabachnik	321.89
04/01/2009	LawOfficesofDouglasTabachnik	80.00

<b>The Calwell Practice PLLC</b>		
<b>Nitro Property Damage &amp; Medical Monitoring</b>		
<b>Expenses Received thru 02/17/2012</b>		
<b>Invoice</b>		<b>Total</b>
<b>Date</b>	<b>Vendor</b>	<b>Invoice Amount</b>
12/03/2010	MDSreski,LLC	1,094.60
12/07/2006	MichaelWolfsonM.D.	16,800.00
09/18/2011	Nancy McNealy,CCR; Court Reporter	149.40
03/08/2011	Neal Gross/AMER	1,491.00
09/05/2007	O'Brien&Levine,CourtReportingService	714.50
10/12/2007	O'Brien&Levine,CourtReportingService	394.55
11/09/2011	PR Group	25,000.00
08/10/2011	Realttime Reporters	922.25
01/31/2012	Research Foundation of Suny	18,200.00
10/28/2008	RobertH.Davis,Jr.,Esquire	332.50
12/11/2008	RobertH.Davis,Jr.,Esquire	2,500.00
04/09/2009	RobertH.Davis,Jr.,Esquire	20.00
09/29/2010	RobertH.Davis,Jr.,Esquire	280.00
12/22/2010	RobertH.Davis,Jr.,Esquire	150.00
08/03/2011	RobertH.Davis,Jr.,Esquire	300.00
01/06/2012	RobertH.Davis,Jr.,Esquire	390.00

<b>The Calwell Practice PLLC</b>		
<b>Nitro Property Damage &amp; Medical Monitoring</b>		
<b>Expenses Received thru 02/17/2012</b>		
<b>Invoice</b>		<b>Total</b>
<b>Date</b>	<b>Vendor</b>	<b>Invoice Amount</b>
05/31/2006	Rod O'conner	500.00
06/30/2006	Rod O'conner	3,537.50
07/31/2006	Rod O'conner	4,269.60
12/21/2006	Rod O'conner	125.00
06/08/2007	SclafaniWilliams,CourtReporters,Inc.	557.00
04/18/2007	SclafaniWilliams,CourtReporters,Inc.	551.00
11/27/2008	SIGroup,LP;	(501.40)
04/07/2008	SIGroup,LP;	7,205.00
04/07/2008	SIGroup,LP;	27,865.00
12/01/2008	SIGroup,LP;	720.00
12/01/2008	SIGroup,LP;	3,075.00
12/01/2008	SIGroup,LP;	22,120.00
12/01/2008	SIGroup,LP;	44,924.91
12/01/2008	SIGroup,LP;	-
12/15/2008	SIGroup,LP;	59,815.00
05/07/2009	SIGroup,LP;	12,065.00
05/07/2009	SIGroup,LP;	30,080.00
05/07/2009	SIGroup,LP;	41,660.00
05/07/2009	SIGroup,LP;	665.00
05/07/2009	SIGroup,LP;	28,055.00



The Calwell Practice PLLC		
Nitro Property Damage & Medical Monitoring		
Expenses Received thru 02/17/2012		
Invoice Date	Vendor	Total Invoice Amount
11/30/2011	Steven Holladay	10,000.00
09/13/2005	Stutzman, Bromberg, Esserman & Plifka;	5,549.75
09/13/2005	Stutzman, Bromberg, Esserman & Plifka;	5,532.25
10/14/2005	Stutzman, Bromberg, Esserman & Plifka;	2,249.26
10/14/2005	Stutzman, Bromberg, Esserman & Plifka;	2,246.41
11/14/2005	Stutzman, Bromberg, Esserman & Plifka;	6,591.97
11/14/2005	Stutzman, Bromberg, Esserman & Plifka;	6,663.63
11/14/2005	Stutzman, Bromberg, Esserman & Plifka;	
12/27/2005	Stutzman, Bromberg, Esserman & Plifka;	1,586.95
12/27/2005	Stutzman, Bromberg, Esserman & Plifka;	1,604.01
01/26/2006	Stutzman, Bromberg, Esserman & Plifka;	562.50
01/26/2006	Stutzman, Bromberg, Esserman & Plifka;	8.73
02/27/2006	Stutzman, Bromberg, Esserman & Plifka;	159.50
02/27/2006	Stutzman, Bromberg, Esserman & Plifka;	217.50
03/24/2006	Stutzman, Bromberg, Esserman & Plifka;	4,341.50
03/24/2006	Stutzman, Bromberg, Esserman & Plifka;	4,414.40
05/01/2006	Stutzman, Bromberg, Esserman & Plifka;	3,071.81
05/01/2006	Stutzman, Bromberg, Esserman & Plifka;	3,073.01
05/30/2006	Stutzman, Bromberg, Esserman & Plifka;	6,664.52
05/30/2006	Stutzman, Bromberg, Esserman & Plifka;	7,053.08
06/15/2006	Stutzman, Bromberg, Esserman & Plifka;	13,457.56
06/15/2006	Stutzman, Bromberg, Esserman & Plifka;	11,619.27
08/11/2006	Stutzman, Bromberg, Esserman & Plifka;	10,226.73

**The Calwell Practice PLLC**  
**Nitro Property Damage & Medical Monitoring**  
**Expenses Received thru 02/17/2012**

<b>Invoice</b>		<b>Total</b>
<b>Date</b>	<b>Vendor</b>	<b>Invoice Amount</b>
08/11/2006	Stutzman, Bromberg, Esserman&Plifka;	10,516.16
09/12/2006	Stutzman, Bromberg, Esserman&Plifka;	2,642.96
09/12/2006	Stutzman, Bromberg, Esserman&Plifka;	2,886.42
09/20/2006	Stutzman, Bromberg, Esserman&Plifka;	1,662.77
09/20/2006	Stutzman, Bromberg, Esserman&Plifka;	1,687.68
10/31/2006	Stutzman, Bromberg, Esserman&Plifka;	586.13
10/31/2006	Stutzman, Bromberg, Esserman&Plifka;	597.51
11/28/2006	Stutzman, Bromberg, Esserman&Plifka;	174.33
11/28/2006	Stutzman, Bromberg, Esserman&Plifka;	203.00
12/27/2006	Stutzman, Bromberg, Esserman&Plifka;	130.50
12/27/2006	Stutzman, Bromberg, Esserman&Plifka;	130.50
01/18/2007	Stutzman, Bromberg, Esserman&Plifka;	29.00
02/20/2007	Stutzman, Bromberg, Esserman&Plifka;	897.75
02/20/2007	Stutzman, Bromberg, Esserman&Plifka;	850.50
03/22/2007	Stutzman, Bromberg, Esserman&Plifka;	157.50
03/22/2007	Stutzman, Bromberg, Esserman&Plifka;	189.00
05/07/2007	Stutzman, Bromberg, Esserman&Plifka;	268.96
05/07/2007	Stutzman, Bromberg, Esserman&Plifka;	252.00
06/04/2007	Stutzman, Bromberg, Esserman&Plifka;	456.75
06/04/2007	Stutzman, Bromberg, Esserman&Plifka;	488.25
07/03/2007	Stutzman, Bromberg, Esserman&Plifka;	2,535.75
07/03/2007	Stutzman, Bromberg, Esserman&Plifka;	2,569.50
07/31/2007	Stutzman, Bromberg, Esserman&Plifka;	16,281.49
07/31/2007	Stutzman, Bromberg, Esserman&Plifka;	16,291.50

**The Calwell Practice PLLC**  
**Nitro Property Damage & Medical Monitoring**  
**Expenses Received thru 02/17/2012**

<b>Invoice Date</b>	<b>Vendor</b>	<b>Total Invoice Amount</b>
08/22/2007	Stutzman, Bromberg, Esserman&Plifka;	70,045.49
08/22/2007	Stutzman, Bromberg, Esserman&Plifka;	69,860.31
09/24/2007	Stutzman, Bromberg, Esserman&Plifka;	27,451.80
09/24/2007	Stutzman, Bromberg, Esserman&Plifka;	27,177.29
10/16/2007	Stutzman, Bromberg, Esserman&Plifka;	2,798.87
10/16/2007	Stutzman, Bromberg, Esserman&Plifka;	2,826.74
11/08/2007	Stutzman, Bromberg, Esserman&Plifka;	7,369.87
11/08/2007	Stutzman, Bromberg, Esserman&Plifka;	7,086.25
12/04/2007	Stutzman, Bromberg, Esserman&Plifka;	1,949.34
12/13/2007	Stutzman, Bromberg, Esserman&Plifka;	6,078.75
12/13/2007	Stutzman, Bromberg, Esserman&Plifka;	8,068.10
02/04/2008	Stutzman, Bromberg, Esserman&Plifka;	837.65
02/04/2008	Stutzman, Bromberg, Esserman&Plifka;	868.75
02/13/2008	Stutzman, Bromberg, Esserman&Plifka;	1,131.50
03/17/2008	Stutzman, Bromberg, Esserman&Plifka;	1,967.90
05/30/2008	Stutzman, Bromberg, Esserman&Plifka;	12,832.89
05/30/2008	Stutzman, Bromberg, Esserman&Plifka;	11,115.00
07/18/2008	Stutzman, Bromberg, Esserman&Plifka;	769.99
07/18/2008	Stutzman, Bromberg, Esserman&Plifka;	811.15
08/28/2008	Stutzman, Bromberg, Esserman&Plifka;	5,297.13
08/28/2008	Stutzman, Bromberg, Esserman&Plifka;	5,256.08
10/15/2008	Stutzman, Bromberg, Esserman&Plifka;	205.02
10/15/2008	Stutzman, Bromberg, Esserman&Plifka;	10,499.02
11/18/2008	Stutzman, Bromberg, Esserman&Plifka;	3,349.50
03/12/2009	Stutzman, Bromberg, Esserman&Plifka;	1,334.49
03/27/2009	Stutzman, Bromberg, Esserman&Plifka;	3,367.00
05/18/2009	Stutzman, Bromberg, Esserman&Plifka;	2,778.44
05/21/2009	Stutzman, Bromberg, Esserman&Plifka;	1,665.00

**The Calwell Practice PLLC**  
**Nitro Property Damage & Medical Monitoring**  
**Expenses Received thru 02/17/2012**

<u>Invoice Date</u>	<u>Vendor</u>	<u>Total Invoice Amount</u>
06/05/2009	Tencon, Inc.	74,124.15
06/05/2009	Tencon, Inc.	
06/22/2009	Tencon, Inc.	2,819.70
11/12/2009	Tencon, Inc.	1,020.00
04/07/2010	Tencon, Inc.	5,418.95
04/28/2011	Tiffany Alley	3,307.97
06/16/2011	Tiffany Alley	313.50
04/28/2011	Tiffany Alley	772.24
03/06/2007	Toxicology Consultants & Assessment Spec	17,551.04
01/16/2007	Toxicology Consultants & Assessment Spec	
03/30/2007	Toxicology Consultants & Assessment Spec	16,895.49

**The Calwell Practice PLLC**  
**Nitro Property Damage & Medical Monitoring**  
**Expenses Received thru 02/17/2012**

<b>Invoice Date</b>	<b>Vendor</b>	<b>Total Invoice Amount</b>
03/16/2007	AMEX-ToxicologyTravel	1,107.09
08/24/2007	ToxicologyConsultants&AssessmentSpec	26,262.61
08/31/2007	ToxicologyConsultants&AssessmentSpec	8,863.35
10/09/2007	ToxicologyConsultants&AssessmentSpec	15,993.27
10/25/2007	ToxicologyConsultants&AssessmentSpec	16,373.84
12/07/2007	ToxicologyConsultants&AssessmentSpec	12,204.55
02/28/2008	ToxicologyConsultants&AssessmentSpec	10,874.05
04/02/2008	ToxicologyConsultants&AssessmentSpec	4,710.55
01/27/2009	ToxicologyConsultants&AssessmentSpec	22,460.66
06/26/2009	ToxicologyConsultants&AssessmentSpec	9,842.66
09/22/2009	AMEX-ToxicologyTravel	1,149.20
10/12/2009	ToxicologyConsultants&AssessmentSpec	27,622.81
10/12/2009	ToxicologyConsultants&AssessmentSpec	-
11/22/2009	ToxicologyConsultants&AssessmentSpec	7,796.59
02/06/2010	ToxicologyConsultants&AssessmentSpec	1,907.92
03/08/2010	ToxicologyConsultants&AssessmentSpec	10,944.49
09/08/2010	ToxicologyConsultants&AssessmentSpec	25,357.49
11/07/2010	ToxicologyConsultants&AssessmentSpec	5,836.01
12/13/2010	ToxicologyConsultants&AssessmentSpec	21,698.59
12/13/2010	ToxicologyConsultants&AssessmentSpec	
12/31/2010	ToxicologyConsultants&AssessmentSpec	
12/31/2010	ToxicologyConsultants&AssessmentSpec	5,216.06
02/28/2011	ToxicologyConsultants&AssessmentSpec	9,632.25
03/21/2011	ToxicologyConsultants&AssessmentSpec	31,627.61
04/14/2011	ToxicologyConsultants&AssessmentSpec	23,877.44
05/09/2011	ToxicologyConsultants&AssessmentSpec	23,706.62
06/13/2011	ToxicologyConsultants&AssessmentSpec	9,769.08
07/13/2011	ToxicologyConsultants&AssessmentSpec	5,157.87
08/08/2011	ToxicologyConsultants&AssessmentSpec	4,817.76
08/24/2011	ToxicologyConsultants&AssessmentSpec	4,130.82
11/21/2011	ToxicologyConsultants&AssessmentSpec	6,429.83
11/18/2011	ToxicologyConsultants&AssessmentSpec	3,800.00
12/15/2011	ToxicologyConsultants&AssessmentSpec	10,167.73
12/31/2011	ToxicologyConsultants&AssessmentSpec	26,614.74
02/10/2012	ToxicologyConsultants&AssessmentSpec	9,456.83

<b>The Calwell Practice PLLC</b>		
<b>Nitro Property Damage &amp; Medical Monitoring</b>		
<b>Expenses Received thru 02/17/2012</b>		
<b>Invoice</b>		<b>Total</b>
<b>Date</b>	<b>Vendor</b>	<b>Invoice Amount</b>
07/25/2011	Vail Legal Technologies LLC	954.00
07/15/2011	Vail Legal Technologies LLC	1,272.00
02/11/2011	VeritextCorporateServicesInc.	366.50
02/03/2011	VeritextCorporateServicesInc.	530.45
12/15/2011	Veronica Lynne Bird; Court Reporter	257.50
10/26/2005	Wade, Inc.	
01/31/2006	Wade, Inc.	16,972.91
02/15/2006	Wade, Inc.	8,600.00
03/31/2006	Wade, Inc.	6,675.00
04/30/2006	Wade, Inc.	9,550.00

**The Calwell Practice PLLC**  
**Nitro Property Damage & Medical Monitoring**  
**Expenses Received thru 02/17/2012**

<b>Invoice</b>		<b>Total</b>
<b>Date</b>	<b>Vendor</b>	<b>Invoice Amount</b>
05/04/2006	Wade, Inc.	
05/11/2006	Wade, Inc.	
10/31/2006	Wade, Inc.	6,067.34
11/30/2006	Wade, Inc.	7,300.00
02/08/2007	Wade, Inc.	1,571.50
08/31/2007	Wade, Inc.	6,024.23
10/31/2008	Wade, Inc.	7,300.00
03/31/2010	Wade, Inc.	8,160.00
05/27/2010	Wade, Inc.	4,800.00
07/31/2010	Wade, Inc.	11,077.95
09/30/2010	Wade, Inc.	5,165.46
03/31/2011	Wade, Inc.	4,950.00
06/30/2011	Wade, Inc.	6,486.73
10/05/2010	WarnerK.Reeser;	2,450.00
08/30/2007	WestonReporting;	77.25
06/01/2010	WVUMedicalCorporationIOEH	8,300.00
03/01/2010	WVUMedicalCorporationIOEH	15,750.00
02/10/2012	WVUMedicalCorporationIOEH	1,950.00
07/10/2009	XenoboticDetectionSystemsInternationall	47,040.00
07/10/2009	XenoboticDetectionSystemsInternationall	1,680.00
09/09/2009	XenoboticDetectionSystemsInternationall	4,200.00
12/21/2009	XenoboticDetectionSystemsInternationall	900.00
04/07/2010	XenoboticDetectionSystemsInternationall	5,961.89
08/02/2011	XenoboticDetectionSystemsInternationall	4,260.00
11/29/2011	XenoboticDetectionSystemsInternationall	3,930.00
11/29/2011	XenoboticDetectionSystemsInternationall	3,930.00
12/19/2011	XenoboticDetectionSystemsInternationall	5,650.00
12/19/2011	XenoboticDetectionSystemsInternationall	8,940.00
01/20/2012	XenoboticDetectionSystemsInternationall	9,200.00
02/14/2012	XenoboticDetectionSystemsInternationall	2,200.00

**The Calwell Practice PLLC  
Nitro Property Damage & Medical Monitoring  
Expenses Received thru 02/17/2012**

<b>Invoice Date</b>	<b>Vendor</b>	<b>Total Invoice Amount</b>
11/02/2009	Zuvic, CarrandAssociates, Inc.	7,289.59
12/01/2009	Zuvic, CarrandAssociates, Inc.	10,957.84
01/04/2010	Zuvic, CarrandAssociates, Inc.	12,035.00
02/02/2010	Zuvic, CarrandAssociates, Inc.	47,203.08
02/16/2010	Zuvic, CarrandAssociates, Inc.	24,787.06
04/03/2010	Zuvic, CarrandAssociates, Inc.	13,312.63
05/04/2010	Zuvic, CarrandAssociates, Inc.	17,105.22
03/01/2011	Zuvic, CarrandAssociates, Inc.	1,005.00
12/02/2010	Zuvic, CarrandAssociates, Inc.	4,816.90
07/04/2010	Zuvic, CarrandAssociates, Inc.	5,240.26
08/03/2010	Zuvic, CarrandAssociates, Inc.	6,797.43
06/02/2010	Zuvic, CarrandAssociates, Inc.	8,603.00
03/23/2011	Zuvic, CarrandAssociates, Inc.	4,500.00
04/04/2011	Zuvic, CarrandAssociates, Inc.	5,202.50
08/08/2011	Zuvic, CarrandAssociates, Inc.	4,547.50




<b>The Calwell Practice PLLC</b>		
<b>Nitro Property Damage &amp; Medical Monitoring</b>		
<b>Expenses Received thru 02/17/2012</b>		
<b>Invoice Date</b>	<b>Vendor</b>	<b>Total Invoice Amount</b>
	Sub Total from above	5,380,998.36
	Postage	49,546.75
	Photocopy	313,551.63
	Research	180,489.28
	Travel	111,951.35
	Other	89,542.13
	Sub Total	6,126,079.50
	<i>Future Cost</i>	
	<i>Settlement Notice Plan</i>	600,000.00
	<i>Unbilled Experts Cost</i>	200,000.00
	<i>Misc Expenses</i>	50,000.00
	<b>Total</b>	<b>6,976,079.50</b>

**EXHIBIT B**




tabbler  
EXHIBIT  
B


















SOLDITA

SOLDITA

SOLDITA

Vol. 1  
SOLDITA

Vol. 2  
SOLDITA


Vol. 3  
SOLDITA


Vol. 4  
SOLDITA

Vol. 5  
SOLDITA

Vol. 6  
SOLDITA

Vol. 7  
SOLDITA





3 X 12  
DATA  
802-2  
WHITE  
100  
57

2nd Week Exhibits Calwell

CONTENTS

DESTROY

Bibb v. Monsanto

Quill.com

LETTER STORAGE BOX  
REGD. ORG. NO.  
7-33054

2nd Week Exhibits Calwell

CONTENTS

DESTROY

Bibb v. Monsanto

Quill.com

LETTER STORAGE BOX  
REGD. ORG. NO.  
7-33054

2nd Week Exhibits Calwell

CONTENTS

DESTROY

Bibb v. Monsanto

Quill.com

LETTER STORAGE BOX  
REGD. ORG. NO.  
7-33054

1st Week Exhibits Calwell

CONTENTS

DESTROY

Bibb v. Monsanto

Quill.com

LETTER STORAGE BOX  
REGD. ORG. NO.  
7-33054

1st Week Exhibits Calwell

CONTENTS

DESTROY

Bibb v. Monsanto

Quill.com

LETTER STORAGE BOX  
REGD. ORG. NO.  
7-33054

1st Week Exhibits Calwell

CONTENTS


DESTROY

Bibb v. Monsanto

Quill.com

LETTER STORAGE BOX  
REGD. ORG. NO.  
7-33054

**EXHIBIT C**



# Nitro Property Case Data Analysis

---

Below is a breakdown of current data related to the Nitro Property case.

Bibb v Monsanto:	24,200 Megabytes Data	4,855 Files
Nitro Dioxin:	130,000 Megabytes Data	54,633 Files
Nitro Dioxin – Dayton Properties	863 Megabytes Data	78 Files
Nitro Dioxin – Hazardous Waste	3.78 Megabytes	2 Files
Nitro Dioxin – Landfill	30.1 Megabytes	6 Files
Nitro Dioxin – Price Information	2.87 Megabytes	3 Files
Nitro Dioxin – RCRA	21.7 Megabytes	5 Files
Nitro Dioxin – Sales in Dollars to Govt.	.053 Megabyte	1 File
Nitro Dioxin – Santonox and Santonox R	188 Megabytes	15 Files
Nitro Dioxin – Santonox R	145 Megabytes	32 Files
Nitro Dioxin – Santowhite	81.2 Megabytes	16 Files
Nitro Dioxin PT	178 Megabytes	12 Files
Total	155,713.7 Megabytes (155.713 GB)	59,658 Files

---